





February 24, 2021

TO: Members of the Board of Trustees

FROM: Scott A. Jordan 
Executive Vice President for Administration and Chief Financial Officer

Carl Lejuez 
Provost and Executive Vice President for Academic Affairs

RE: Fiscal Year 2022 Tuition and Fees for the University of Connecticut, Storrs and Regional Campuses

RECOMMENDATION:

That the Board of Trustees approve a reduction to the previously approved Fiscal Year 2022 Tuition rate, and increases to the Student Health and Wellness Fee, Transit Fee and Student Activity Fee, as detailed in the attachments.

RESOLUTION:

“Be it resolved that the University’s Tuition and Fees for Fiscal Year 2022 shall be set according to the attached Rate Schedule. Further, that the President may make limited adjustments to fees in the event circumstances due to COVID-19 warrant such change, provided that the adjustments shall not increase the combined cost of tuition and fees for any student, as set by the Board of Trustees, and that at least 5 days prior notice of any change in fees will be communicated to the Chair of the Financial Affairs Committee of the Board for the Committee’s review.”

BACKGROUND:

Tuition

On December 11, 2019, the Board of Trustees approved a five-year tuition plan for Fiscal Years 2021 – 2025 applying to all undergraduate and graduate tuition-based programs excluding the School of Law. The approved increase for Fiscal Year 2022 was set at \$625 for in-state and out-of-state students. However, as a result of the COVID-19 pandemic and the financial burden it has placed on many students and families, a reduction of \$313 to this increase is proposed, resulting in a tuition rate increase of \$312 for the year.

Institutional Fees

Institutional Fees require central administrative approval and include fees such as Housing and Board, specific student fees (i.e. Infrastructure Maintenance Fee, Transit Fee, etc.), and other institutional fees such as late fees, escrow fee, etc.

Housing and Board: No increases to the Housing and Board rates are proposed. Housing and Board rate changes are driven in part by market demand as well as increases in costs to operate each program. The overall University housing program has seen declines in demand in recent years, primarily a result of aging housing stock and growth in off-campus housing around the Storrs Campus. Costs to operate the University's dining program are projected to increase in Fiscal Year 2022 primarily due to increased commodity costs, but the University will look for cost reduction measures to offset any necessary fee increase.

Transit Fee: An increase of \$4 per semester or \$8 per academic year is proposed across all campuses. The resulting annual rate will increase from \$160 to \$168 for the Storrs campus and \$40 to \$48 for the Regional campuses in Fiscal Year 2022. The increase reflects the cost of operating the U-Pass program administered by the State Department of Transportation. U-Pass is available to all students, both undergraduate and graduate, at the Storrs and Regional campuses. This fee change is primarily due to increased rail costs which are part of the U-Pass program.

Student Fees

Student Fees are reviewed and proposed through the Student Activity and Service Fee Advisory Committee (which includes students, faculty and administrative representatives). Increases are requested for Student Health and Wellness as well as a small increase to the Student Activity Fee.

Student Health and Wellness: An increase of \$56 per year is proposed for the Student Health Services Fee for Storrs based students. In 2020, President Katsouleas established a Task Force on Mental Health and Wellness to review current efforts and practices; identify areas of diminished capacity; and identify priorities for best practices and expansion of care for our students. As a result of the task force and the identification of areas of need, the University seeks to add additional case workers and clinicians to strengthen its mental health practice, improve access to care, and develop expertise in diversity and inclusion best practices within a clinical setting. With these additional funds, Student Health and Wellness will add four Mental Health Clinicians with various roles and specialties and three Health educators focused on mental health education.

Student Activity Fee: The Student Activity Fee includes the Connecticut Daily Campus, Student Government, WHUS, UConn TV, and Student Union. A \$2 per year increase to the Student Activity Fee is proposed, resulting in an annual rate increase from \$190 to \$192. The primary purpose for the proposal is to cover the increasing costs of producing the Nutmeg Yearbook, which each student receives at no cost upon graduation. This fee only applies to Storrs undergraduate students.

UNIVERSITY OF CONNECTICUT
Undergraduate Schedule of Full-time Tuition and Common Fees

	FY21			FY22 Proposed		
	<u>Resident</u>	<u>Non-Resident</u>	<u>NE Regional</u>	<u>Resident</u>	<u>Non-Resident</u>	<u>NE Regional</u>
STORRS						
Tuition	\$ 14,406	\$ 37,074	\$ 23,424	\$ 14,718	\$ 37,386	\$ 23,736
General University Fee	1,380	1,380	1,380	1,380	1,380	1,380
Student Health Services	580	580	580	636	636	636
Student Recreation Center Fee	500	500	500	500	500	500
Infrastructure Maintenance Fee	468	468	468	468	468	468
Connecticut Daily Campus Fee	20	20	20	20	20	20
Student Government Fee	96	96	96	98	98	98
WHUS Fee	18	18	18	18	18	18
UConn TV	10	10	10	10	10	10
Student Union Fee	46	46	46	46	46	46
Technology Fee	150	150	150	150	150	150
Transit Fee	160	160	160	168	168	168
Total, Commuting Student	\$ 17,834	\$ 40,502	\$ 26,852	\$ 18,212	\$ 40,880	\$ 27,230
Room Fee (Double)	7,238	7,238	7,238	7,238	7,238	7,238
Board Fee ^(A)	6,020	6,020	6,020	6,020	6,020	6,020
Total, Dormitory Student	\$ 31,092	\$ 53,760	\$ 40,110	\$ 31,470	\$ 54,138	\$ 40,488
AVERY POINT						
Tuition	\$ 14,406	\$ 37,074	\$ 23,424	\$ 14,718	\$ 37,386	\$ 23,736
General University Fee	112	112	112	112	112	112
Infrastructure Maintenance Fee	468	468	468	468	468	468
Student Government	70	70	70	70	70	70
Transit Fee	40	40	40	48	48	48
Technology Fee	150	150	150	150	150	150
Total	\$ 15,246	\$ 37,914	\$ 24,264	\$ 15,566	\$ 38,234	\$ 24,584
HARTFORD						
Tuition	\$ 14,406	\$ 37,074	\$ 23,424	\$ 14,718	\$ 37,386	\$ 23,736
General University Fee	112	112	112	112	112	112
Infrastructure Maintenance Fee	468	468	468	468	468	468
Student Government	60	60	60	60	60	60
Transit Fee	40	40	40	48	48	48
Technology Fee	150	150	150	150	150	150
Total	\$ 15,236	\$ 37,904	\$ 24,254	\$ 15,556	\$ 38,224	\$ 24,574
STAMFORD						
Tuition	\$ 14,406	\$ 37,074	\$ 23,424	\$ 14,718	\$ 37,386	\$ 23,736
General University Fee	112	112	112	112	112	112
Infrastructure Maintenance Fee	468	468	468	468	468	468
Student Government	80	80	80	80	80	80
Transit Fee	40	40	40	48	48	48
Technology Fee	150	150	150	150	150	150
Total, Commuting Student	\$ 15,256	\$ 37,924	\$ 24,274	\$ 15,576	\$ 38,244	\$ 24,594
Room Fee (Stamford Rate 1 - Shared Bedroom)	\$0	\$0	\$0	\$0	\$0	\$0
Total, Dormitory Student	\$ 15,256	\$ 37,924	\$ 24,274	\$ 15,576	\$ 38,244	\$ 24,594
WATERBURY						
Tuition	\$ 14,406	\$ 37,074	\$ 23,424	\$ 14,718	\$ 37,386	\$ 23,736
General University Fee	112	112	112	112	112	112
Infrastructure Maintenance Fee	468	468	468	468	468	468
Student Government	70	70	70	70	70	70
Transit Fee	40	40	40	48	48	48
Technology Fee	150	150	150	150	150	150
Total	\$ 15,246	\$ 37,914	\$ 24,264	\$ 15,566	\$ 38,234	\$ 24,584

UNIVERSITY OF CONNECTICUT
Undergraduate Schedule of Full-time Tuition and Common Fees

	FY21			FY22 Proposed		
	<u>Resident</u>	<u>Non-Resident</u>	<u>NE Regional</u>	<u>Resident</u>	<u>Non-Resident</u>	<u>NE Regional</u>
PHARMACY (Pharm. D.)						
Tuition	\$ 27,238	\$ 55,410	\$ 45,876	\$ 27,550	\$ 55,722	\$ 46,188
General University Fee	1,380	1,380	1,380	1,380	1,380	1,380
Student Health Services	580	580	580	636	636	636
Student Recreation Center Fee	500	500	500	500	500	500
Infrastructure Maintenance Fee	468	468	468	468	468	468
Connecticut Daily Campus Fee	20	20	20	20	20	20
Student Government Fee	96	96	96	98	98	98
WHUS Fee	18	18	18	18	18	18
UConn TV	10	10	10	10	10	10
Student Union Fee	46	46	46	46	46	46
Technology Fee	150	150	150	150	150	150
Transit Fee	160	160	160	168	168	168
Total, Commuting Student	\$ 30,666	\$ 58,838	\$ 49,304	\$ 31,044	\$ 59,216	\$ 49,682
Room Fee (Double)	7,238	7,238	7,238	7,238	7,238	7,238
Board Fee ^(A)	6,020	6,020	6,020	6,020	6,020	6,020
Total, Dormitory Student	\$ 43,924	\$ 72,096	\$ 62,562	\$ 44,302	\$ 72,474	\$ 62,940

(A) Board fee represents the value meal plan

UNIVERSITY OF CONNECTICUT
Graduate Schedule of Full-time Tuition and Common Fees

	FY21			FY22 Proposed		
	<u>Resident</u>	<u>Non-Resident</u>	<u>NE Regional</u>	<u>Resident</u>	<u>Non-Resident</u>	<u>NE Regional</u>
STORRS						
Tuition	\$ 16,908	\$ 38,820	\$ 27,804	\$ 17,220	\$ 39,132	\$ 28,116
General University Fee	882	882	882	882	882	882
Student Health Services	580	580	580	636	636	636
Student Recreation Center Fee	400	400	400	400	400	400
Infrastructure Maintenance Fee	468	468	468	468	468	468
Student Activity Fee	32	32	32	32	32	32
Graduate Matriculation Fee	84	84	84	84	84	84
Transit Fee	160	160	160	168	168	168
Technology Fee	150	150	150	150	150	150
Total, Commuting Student	\$ 19,664	\$ 41,576	\$ 30,560	\$ 20,040	\$ 41,952	\$ 30,936
Room Fee	\$8,868	\$8,868	\$8,868	\$8,868	\$8,868	\$8,868
Board Fee ^(A)	\$6,020	\$6,020	\$6,020	\$6,020	\$6,020	\$6,020
Total, Dormitory Student	\$ 34,552	\$ 56,464	\$ 45,448	\$ 34,928	\$ 56,840	\$ 45,824
				1.1%		
STORRS-DPT (PHYSICAL THERAPY)						
Tuition	\$ 22,366	\$ 44,296	\$ 33,250	\$ 22,678	\$ 44,608	\$ 33,562
General University Fee	882	882	882	882	882	882
Student Health Services	580	580	580	636	636	636
Student Recreation Center Fee	400	400	400	400	400	400
Infrastructure Maintenance Fee	468	468	468	468	468	468
Student Activity Fee	32	32	32	32	32	32
Graduate Matriculation Fee	84	84	84	84	84	84
Transit Fee	160	160	160	168	168	168
Technology Fee	150	150	150	150	150	150
Total, Commuting Student	\$ 25,122	\$ 47,052	\$ 36,006	\$ 25,498	\$ 47,428	\$ 36,382
Room Fee (Double)	8,868	8,868	8,868	8,868	8,868	8,868
Board Fee ^(A)	6,020	6,020	6,020	6,020	6,020	6,020
Total, Dormitory Student	\$ 40,010	\$ 61,940	\$ 50,894	\$ 40,386	\$ 62,316	\$ 51,270
LAW SCHOOL-Day						
Tuition	\$ 30,354	\$ 61,396	\$ 51,786	\$ 30,354	\$ 61,396	\$ 51,786
General University Fee	112	112	112	112	112	112
Infrastructure Maintenance Fee	468	468	468	468	468	468
Student Activity Fee	164	164	164	164	164	164
Transit Fee	40	40	40	48	48	48
Technology Fee	150	150	150	150	150	150
Total	\$ 31,288	\$ 62,330	\$ 52,720	\$ 31,296	\$ 62,338	\$ 52,728
(A) Board fee represents the value meal plan						
SOCIAL WORK						
Tuition	\$ 16,908	\$ 38,820	\$ 27,804	\$ 17,220	\$ 39,132	\$ 28,116
General University Fee	112	112	112	112	112	112
Infrastructure Maintenance Fee	468	468	468	468	468	468
Graduate Matriculation Fee	84	84	84	84	84	84
Student Activity Fee	50	50	50	50	50	50
Transit Fee	40	40	40	48	48	48
Technology Fee	150	150	150	150	150	150
Total	\$ 17,812	\$ 39,724	\$ 28,708	\$ 18,132	\$ 40,044	\$ 29,028
STAMFORD Ph. D.						
Tuition	\$ 20,408	\$ 38,820	\$ 33,926	\$ 20,720	\$ 39,132	\$ 34,238
General University Fee	112	112	112	112	112	112
Infrastructure Maintenance Fee	468	468	468	468	468	468
Graduate Matriculation Fee	84	84	84	84	84	84
Transit Fee	40	40	40	48	48	48
Technology Fee	150	150	150	150	150	150
Total	\$ 21,262	\$ 39,674	\$ 34,780	\$ 21,582	\$ 39,994	\$ 35,100

UNIVERSITY OF CONNECTICUT
Graduate Schedule of Full-time Tuition and Common Fees

	FY21			FY22 Proposed		
LAW SCHOOL-Evening						
Tuition	\$ 22,160	\$ 44,180	\$ 37,440	\$ 22,160	\$ 44,180	\$ 37,440
General University Fee	112	112	112	112	112	112
Infrastructure Maintenance Fee	468	468	468	468	468	468
Student Activity Fee	164	164	164	164	164	164
Transit Fee	40	40	40	48	48	48
Technology Fee	150	150	150	150	150	150
Total	\$ 23,094	\$ 45,114	\$ 38,374	\$ 23,102	\$ 45,122	\$ 38,382
LAW SCHOOL-SJD						
Tuition	\$ 10,538	\$ 18,902	\$ 17,108	\$ 10,538	\$ 18,902	\$ 17,108
General University Fee	112	112	112	112	112	112
Infrastructure Maintenance Fee	468	468	468	468	468	468
Student Activity Fee	164	164	164	164	164	164
Transit Fee	40	40	40	48	48	48
Technology Fee	150	150	150	150	150	150
Total	\$ 11,472	\$ 19,836	\$ 18,042	\$ 11,480	\$ 19,844	\$ 18,050

**UNIVERSITY OF CONNECTICUT
Tuition Rates Per Credit**

Credits	Undergraduate			Graduate / Social Work			Law - Day Division			Law - Evening Division		
	Resident	Non-Resid	NE Reg	Resident	Non-Resid	NE Reg	Resident	Non-Resid	NE Reg	Resident	Non-Resid	NE Reg
<u>2020-21</u>												
1	601	1,545	976	940	2,157	1,545	1,265	2,559	2,158	1,108	2,209	1,872
2	1,202	3,090	1,952	1,880	4,314	3,090	2,530	5,118	4,316	2,216	4,418	3,744
3	1,803	4,635	2,928	2,820	6,471	4,635	3,795	7,677	6,474	3,324	6,627	5,616
4	2,404	6,180	3,904	3,760	8,628	6,180	5,060	10,236	8,632	4,432	8,836	7,488
5	3,005	7,725	4,880	4,700	10,785	7,725	6,325	12,795	10,790	5,540	11,045	9,360
6	3,606	9,270	5,856	5,640	12,942	9,270	7,590	15,354	12,948	6,648	13,254	11,232
7	4,207	10,815	6,832	6,580	15,099	10,815	8,855	17,913	15,106	7,756	15,463	13,104
8	4,808	12,360	7,808	7,520	17,256	12,360	10,120	20,472	17,264	8,864	17,672	14,976
9	5,409	13,905	8,784	8,454	19,410	13,902	11,385	23,031	19,422	9,972	19,881	16,848
10	6,010	15,450	9,760				12,650	25,590	21,580	11,080	22,090	18,720
11	6,611	16,995	10,736				13,915	28,149	23,738			
12	7,203	18,537	11,712				15,177	30,698	25,893			
annual - full time	14,406	37,074	23,424	16,908	38,820	27,804	30,354	61,396	51,786	22,160	44,180	37,440

Credits	Undergraduate			Graduate / Social Work			Law - Day Division			Law - Evening Division		
	Resident	Non-Resid	NE Reg	Resident	Non-Resid	NE Reg	Resident	Non-Resid	NE Reg	Resident	Non-Resid	NE Reg
<u>2021-22</u>												
1	614	1,558	989	957	2,174	1,562	1,265	2,559	2,158	1,108	2,209	1,872
2	1,228	3,116	1,978	1,914	4,348	3,124	2,530	5,118	4,316	2,216	4,418	3,744
3	1,842	4,674	2,967	2,871	6,522	4,686	3,795	7,677	6,474	3,324	6,627	5,616
4	2,456	6,232	3,956	3,828	8,696	6,248	5,060	10,236	8,632	4,432	8,836	7,488
5	3,070	7,790	4,945	4,785	10,870	7,810	6,325	12,795	10,790	5,540	11,045	9,360
6	3,684	9,348	5,934	5,742	13,044	9,372	7,590	15,354	12,948	6,648	13,254	11,232
7	4,298	10,906	6,923	6,699	15,218	10,934	8,855	17,913	15,106	7,756	15,463	13,104
8	4,912	12,464	7,912	7,656	17,392	12,496	10,120	20,472	17,264	8,864	17,672	14,976
9	5,526	14,022	8,901	8,610	19,566	14,058	11,385	23,031	19,422	9,972	19,881	16,848
10	6,140	15,580	9,890				12,650	25,590	21,580	11,080	22,090	18,720
11	6,754	17,138	10,879				13,915	28,149	23,738			
12	7,359	18,693	11,868				15,177	30,698	25,893			
annual - full time	14,718	37,386	23,736	17,220	39,132	28,116	30,354	61,396	51,786	22,160	44,180	37,440

**UNIVERSITY OF CONNECTICUT
Tuition Rates Per Credit**

Credits	Stamford Ph.D			Pharmacy (Pharm.D.)			Physical Therapy (DPT)			SJD Law		
	Resident	Non-Resid	NE Reg	Resident	Non-Resid	NE Reg	Resident	Non-Resid	NE Reg	Resident	Non-Resid	NE Reg
<u>2020-21</u>												
1	1,134	2,157	1,885	1,514	3,079	2,549	1,243	2,461	1,848	586	1,051	951
2	2,268	4,314	3,770	3,028	6,158	5,098	2,486	4,922	3,696	1,172	2,102	1,902
3	3,402	6,471	5,655	4,542	9,237	7,647	3,729	7,383	5,544	1,758	3,153	2,853
4	4,536	8,628	7,540	6,056	12,316	10,196	4,972	9,844	7,392	2,344	4,204	3,804
5	5,670	10,785	9,425	7,570	15,395	12,745	6,215	12,305	9,240	2,930	5,255	4,755
6	6,804	12,942	11,310	9,084	18,474	15,294	7,458	14,766	11,088	3,516	6,306	5,706
7	7,938	15,099	13,195	10,598	21,553	17,843	8,701	17,227	12,936	4,102	7,357	6,657
8	9,072	17,256	15,080	12,112	24,632	20,392	9,944	19,688	14,784	4,688	8,408	7,608
9	10,204	19,410	16,963	13,619	27,705	22,938	11,183	22,148	16,625	5,269	9,451	8,554
10												
11												
12												
annual - full time	20,408	38,820	33,926	27,238	55,410	45,876	22,366	44,296	33,250	10,538	18,902	17,108
Credits	Resident	Non-Resid	NE Reg	Resident	Non-Resid	NE Reg	Resident	Non-Resid	NE Reg	Resident	Non-Resid	NE Reg
<u>2021-22</u>												
1	1,152	2,174	1,903	1,531	3,096	2,566	1,260	2,479	1,865	586	1,051	951
2	2,304	4,348	3,806	3,062	6,192	5,132	2,520	4,958	3,730	1,172	2,102	1,902
3	3,456	6,522	5,709	4,593	9,288	7,698	3,780	7,437	5,595	1,758	3,153	2,853
4	4,608	8,696	7,612	6,124	12,384	10,264	5,040	9,916	7,460	2,344	4,204	3,804
5	5,760	10,870	9,515	7,655	15,480	12,830	6,300	12,395	9,325	2,930	5,255	4,755
6	6,912	13,044	11,418	9,186	18,576	15,396	7,560	14,874	11,190	3,516	6,306	5,706
7	8,064	15,218	13,321	10,717	21,672	17,962	8,820	17,353	13,055	4,102	7,357	6,657
8	9,216	17,392	15,224	12,248	24,768	20,528	10,080	19,832	14,920	4,688	8,408	7,608
9	10,360	19,566	17,119	13,775	27,861	23,094	11,339	22,304	16,781	5,269	9,451	8,554
10												
11												
12												
annual - full time	20,720	39,132	34,238	27,550	55,722	46,188	22,678	44,608	33,562	10,538	18,902	17,108

UNIVERSITY OF CONNECTICUT
Fee Charges By Credit

Per Semester														Per Credit					
Credits	Infrastructure Maintenance Fee		General University Fee				Student Rec Center Fee (Storrs Only)		Student Health Services		Technology Fee		Online Fee	Storrs Non-Degree Fall/Spring	Summer, Intercession and Winter Session		June and Winter Term		
	Undergrad	Grad	Storrs Undergrad	Storrs Grad (c)	Off-Campus Grad (a)	Other Reg Campus (a)	Undergrad	Grad	UG (Storrs)	Services (Grad Storrs)	Undergrad	Grad	Summer / Intercession/ Non-degree	Grad and Non-degree, & all students in intercessions and summer sessions	Undergrad Non-Degree and BGS, BPS	Grad	Undergrad	Grad	Law (b)
2020-21																			
1	59	59	172	147	56	56	250	200	73	96	75	75	30	20	601	940	601	940	1,112
2	59	59	172	147	56	56	250	200	73	96	75	75	30	20	1,202	1,880	1,202	1,880	2,224
3	59	59	172	147	56	56	250	200	73	96	75	75	30	20	1,803	2,820	1,803	2,820	3,336
4	59	59	172	147	56	56	250	200	73	96	75	75	30	20	2,404	3,760	2,404	3,760	4,448
5	59	117	172	294	56	56	250	200	73	193	75	75	30	20	3,005	4,700	3,005	4,700	5,560
6	117	117	345	294	56	56	250	200	145	193	75	75	30	20	3,606	5,640	3,606	5,640	6,672
7	117	117	345	294	56	56	250	200	145	193	75	75	30	20	4,207	6,580	4,207	6,580	7,784
8	117	117	345	294	56	56	250	200	145	193	75	75	30	20	4,808	7,520	4,808	7,520	8,896
9	117	234	345	441	56	56	250	200	145	290	75	75	30	20	5,409	8,454	5,409	8,460	10,008
10	117	234	345	441	56	56	250	200	145	290	75	75	30	20	6,010		6,010	9,400	11,120
11	117	234	345	441	56	56	250	200	145	290	75	75	30	20	6,611		6,611	10,340	12,232
12	234	234	690	441	56	56	250	200	290	290	75	75	30	20	7,203		7,212	11,280	13,344
13	234	234	690	441	56	56	250	200	290	290	75	75	30	20			7,813	12,220	14,456
2021-22																			
1	59	59	172	147	56	56	250	200	73	96	75	75	30	25	614	957	614	957	1,112
2	59	59	172	147	56	56	250	200	73	96	75	75	30	25	1,228	1,914	1,228	1,914	2,224
3	59	59	172	147	56	56	250	200	73	96	75	75	30	25	1,842	2,871	1,842	2,871	3,336
4	59	59	172	147	56	56	250	200	73	96	75	75	30	25	2,456	3,828	2,456	3,828	4,448
5	59	117	172	294	56	56	250	200	73	193	75	75	30	25	3,070	4,785	3,070	4,785	5,560
6	117	117	345	294	56	56	250	200	159	193	75	75	30	25	3,684	5,742	3,684	5,742	6,672
7	117	117	345	294	56	56	250	200	159	193	75	75	30	25	4,298	6,699	4,298	6,699	7,784
8	117	117	345	294	56	56	250	200	159	193	75	75	30	25	4,912	7,656	4,912	7,656	8,896
9	117	234	345	441	56	56	250	200	159	290	75	75	30	25	5,526	8,610	5,526	8,610	10,008
10	117	234	345	441	56	56	250	200	159	290	75	75	30	25	6,140		6,140	9,570	11,120
11	117	234	345	441	56	56	250	200	159	290	75	75	30	25	6,754		6,754	10,527	12,232
12	234	234	690	441	56	56	250	200	318	290	75	75	30	25	7,359		7,359	11,484	13,344
13	234	234	690	441	56	56	250	200	318	290	75	75	30	25			7,982	12,441	14,456

- (a) The General University Fees for SSW, MPA HFTD, Law Day/Eve, Full Time MBA as well as for the other regional campuses are not prorated per credit.
- (b) Law School summer and winter charges per credit are based on the evening division tuition plus prorated General University Fee.
- (c) GUF rate for Grad Assistants will be a flat rate per semester of \$141.
- (d) Executive MBA program at \$90,000 AY21

**UNIVERSITY OF CONNECTICUT
Program Fee Charges By Credit**

Credits	Master of Engineering	Nursing - Doctorate in Nursing (PM/DNP)	Nursing - Nurse Practitioner (AGPCNP/AGAC NP/FNP/NNP)	Nursing - Certificate Entry in Nursing BS (CEIN_BS)	Social Work Extension	Survey Research, MPA Fellows, Nonprofit Management and Leadership & Public Management	Online Graduate Certificates and Programs, GIS and Post Secondary Disability Cert	Business MSFRM per credit	Business (PTMBA) / (MSHRM) per credit	Business MSBAPM per credit	Business MSA per credit	Business Accounting Certificate Program (ACP)	Business Fee-Based Programs (Other) Non ACP- Per Credit	LL.M. INSURANCE LAW	LL.M. U.S. Legal LAW, Executive LLM, LLM-Energy & Environmental Law & LLM-Human Rights & Social Justice
2020-21															
1	1,300	925	925	810	906	825	825	1,425	975	975	875	875	975	1,326	1,215
2	2,600	1,850	1,850	1,620	1,812	1,650	1,650	2,850	1,950	1,950	1,750	1,750	1,950	2,652	2,430
3	3,900	2,775	2,775	2,430	2,718	2,475	2,475	4,275	2,925	2,925	2,625	2,625	2,925	3,978	3,645
4	5,200	3,700	3,700	3,240	3,624	3,300	3,300	5,700	3,900	3,900	3,500	3,500	3,900	5,304	4,860
5	6,500	4,625	4,625	4,050	4,530	4,125	4,125	7,125	4,875	4,875	4,375	4,375	4,875	6,630	6,075
6	7,800	5,550	5,550	4,860	5,436	4,950	4,950	8,550	5,850	5,850	5,250	5,250	5,850	7,956	7,290
7	9,100	6,475	6,475	5,670	6,342	5,775	5,775	9,975	6,825	6,825	6,125	6,125	6,825	9,282	8,505
8	10,400	7,400	7,400	6,480	7,248	6,600	6,600	11,400	7,800	7,800	7,000	7,000	7,800	10,608	9,720
9	11,700	8,325	8,325	7,290	8,154	7,425	7,425	12,825	8,775	8,775	7,875	7,875	8,775	11,934	10,935
10	13,000	9,250	9,250	8,100	9,060	8,250	8,250	14,250	9,750	9,750	8,750	8,750	9,750	13,260	12,150
11	14,300	10,175	10,175	8,910	9,966	9,075	9,075	15,675	10,725	10,725	9,625	9,625	10,725	14,586	13,365
12	15,600	11,100	11,100	9,720	10,872	9,900	9,900	17,100	11,700	11,700	10,500	10,500	11,700	15,912	14,580
13	16,900	12,025	12,025	10,530	11,778	10,725	10,725	18,525	12,675	12,675	11,375	11,375	12,675	17,238	15,795

Credits	Master of Engineering	Nursing - Doctorate in Nursing (PM/DNP)	Nursing - Nurse Practitioner (AGPCNP/AGAC NP/FNP/NNP)	Nursing - Certificate Entry in Nursing BS (CEIN_BS)	Social Work Extension	Survey Research, MPA Fellows, Nonprofit Management and Leadership & Public Management	Online Graduate Certificates and Programs, GIS and Post Secondary Disability Cert	Business MSFRM per credit	Business (PTMBA) / (MSHRM) per credit	Business MSBAPM per credit	Business MSA per credit	Business Accounting Certificate Program (ACP)	Business Fee-Based Programs (Other) Non ACP- Per Credit	LL.M. INSURANCE LAW	LL.M. U.S. Legal LAW, Executive LLM, LLM-Energy & Environmental Law & LLM-Human Rights & Social Justice
2021-22															
1	1,300	925	925	867	957	900	825	1,500	1,050	1,050	925	925	1,050	1,326	1,276
2	2,600	1,850	1,850	1,734	1,914	1,800	1,650	3,000	2,100	2,100	1,850	1,850	2,100	2,652	2,552
3	3,900	2,775	2,775	2,601	2,871	2,700	2,475	4,500	3,150	3,150	2,775	2,775	3,150	3,978	3,828
4	5,200	3,700	3,700	3,468	3,828	3,600	3,300	6,000	4,200	4,200	3,700	3,700	4,200	5,304	5,104
5	6,500	4,625	4,625	4,335	4,785	4,500	4,125	7,500	5,250	5,250	4,625	4,625	5,250	6,630	6,380
6	7,800	5,550	5,550	5,202	5,742	5,400	4,950	9,000	6,300	6,300	5,550	5,550	6,300	7,956	7,656
7	9,100	6,475	6,475	6,069	6,699	6,300	5,775	10,500	7,350	7,350	6,475	6,475	7,350	9,282	8,932
8	10,400	7,400	7,400	6,936	7,656	7,200	6,600	12,000	8,400	8,400	7,400	7,400	8,400	10,608	10,208
9	11,700	8,325	8,325	7,803	8,613	8,100	7,425	13,500	9,450	9,450	8,325	8,325	9,450	11,934	11,484
10	13,000	9,250	9,250	8,670	9,570	9,000	8,250	15,000	10,500	10,500	9,250	9,250	10,500	13,260	12,760
11	14,300	10,175	10,175	9,537	10,527	9,900	9,075	16,500	11,550	11,550	10,175	10,175	11,550	14,586	14,036
12	15,600	11,100	11,100	10,404	11,484	10,800	9,900	18,000	12,600	12,600	11,100	11,100	12,600	15,912	15,312
13	16,900	12,025	12,025	11,271	12,441	11,700	10,725	19,500	13,650	13,650	12,025	12,025	13,650	17,238	16,588

Note: The University also offers an Executive MBA program at \$90,000

UNIVERSITY OF CONNECTICUT
Fee Summary - Non-mandatory Tier II

	<u>FY2021</u>	<u>FY2022</u>	<u>\$ Change</u>	<u>% Change</u>	
Acceptance Fees					
Enrollment Deposit	\$ 300	\$ 400	\$ 100	0.0%	Enrollment deposit to \$400 (will not be posted on fee bill)
Law (day and evening)	\$ 250	\$ 250	\$ -	0.0%	Law School charges incoming JD students two separate \$250 seat deposits for a total of \$500
Law LLM	\$ 500	\$ 500	\$ -	0.0%	
Law SJD	\$ 500	\$ 500	\$ -	0.0%	
Executive MBA	\$ 1,800	\$ 1,800	\$ -	0.0%	
Full-time MBA	\$ 500	\$ 500	\$ -	0.0%	
Business BAPM	\$ 500	\$ 500	\$ -	0.0%	
Business MDFRM	\$ 500	\$ 500	\$ -	0.0%	
Certification in Risk Management	\$ 500	\$ 500	\$ -	0.0%	
Business MS HR Management	\$ 500	\$ 500	\$ -	0.0%	
Business ABC HR Management	\$ 100	\$ 100	\$ -	0.0%	
Social Work (MS)	\$ 60	\$ 60	\$ -	0.0%	
Doctor of Physical Therapy	\$ 1,000	\$ 1,000	\$ -	0.0%	
Nursing (MS)	\$ 1,000	\$ 1,000	\$ -	0.0%	
Nursing (MD/DMP)	\$ 1,000	\$ 1,000	\$ -	0.0%	
Nursing (DNP)	\$ 1,000	\$ 1,000	\$ -	0.0%	
Nursing (PhD)	\$ 1,000	\$ 1,000	\$ -	0.0%	
Nursing (CEIN)	\$ 1,000	\$ 1,000	\$ -	0.0%	
Activity Fee					
Storrs Graduate	\$ 16	\$ 16	\$ -	0.0%	
Law (day and evening)	\$ 82	\$ 82	\$ -	0.0%	
Law LLM	\$ 82	\$ 82	\$ -	0.0%	
Social Work	\$ 25	\$ 25	\$ -	0.0%	
Summer Session (undergrad/graduate)	\$ 16	\$ 16	\$ -	0.0%	
Full-time MBA	\$ 16	\$ 16	\$ -	0.0%	
Application Fee					
Storrs Undergraduate	\$ 80	\$ 80	\$ -	0.0%	
Regionals Undergraduate	\$ 80	\$ 80	\$ -	0.0%	
Law (day and evening)	\$ 60	\$ 60	\$ -	0.0%	
Law SJD	\$ 100	\$ 100	\$ -	0.0%	
Law LLM	\$ 75	\$ 75	\$ -	0.0%	
Social Work	\$ 55	\$ 55	\$ -	0.0%	
BGS	\$ 95	\$ 95	\$ -	0.0%	
Graduate	\$ 75	\$ 75	\$ -	0.0%	
Study Abroad	\$ 25	\$ 25	\$ -	0.0%	
Bad Check Charge	\$ 25	\$ 25	\$ -	0.0%	
Continuous Registration Fee					
Storrs Campus & Law Students	\$ 400	\$ 400	\$ -	0.0%	
Regional Campus Students	\$ 100	\$ 100	\$ -	0.0%	
Course Credit by Exam - Storrs	\$ 10	\$ 10	\$ -	0.0%	
German Section Admin Charge (summer)	\$ 350	\$ 350	\$ -	0.0%	
ID Card Replacement	\$ 30	\$ 30	\$ -	0.0%	
Late Fee					
Storrs Undergrad	\$ 150	\$ 150	\$ -	0.0%	Additional \$150 after add/drop period
Storrs Graduate, MBA (per day)	\$ 150	\$ 150	\$ -	0.0%	Additional \$150 after add/drop period
Law (per day)	\$ 150	\$ 150	\$ -	0.0%	Additional \$150 after add/drop period
Social Work Step	\$ 150	\$ 150	\$ -	0.0%	Additional \$150 after add/drop period
Social Work	\$ 150	\$ 150	\$ -	0.0%	Additional \$150 after add/drop period
Materials Fees - Majors (per semester)					
Post-Baccalaureate Certificate in Pre-Medicine / Dentistry	\$ 1,500	\$ 1,500	\$ -	0.0%	
Parking Decal (Temporary) Storrs, MBA	\$ 2	\$ 2	\$ -	0.0%	
Parking Decal (Replacement) Storrs, MBA	\$ 10	\$ 10	\$ -	0.0%	
Parking Fees - Commuters					
Storrs	\$72 - \$188	\$72 - \$188	\$ -	0.0%	
Regional Campuses					
Law School					
Garages	\$ 440	\$ 440	\$ -	0.0%	

UNIVERSITY OF CONNECTICUT
Fee Summary - Non-mandatory Tier II

	<u>FY2021</u>	<u>FY2022</u>	<u>\$ Change</u>	<u>% Change</u>
Parking Fees				
Graduate Assistants - Storrs	\$72 - \$188	\$72 - \$188	\$ -	0.0%
Residents	\$72 - \$188	\$72 - \$188	\$ -	0.0%
Summer	\$ 10	\$ 10	\$ -	0.0%
'C' Lot Storage/Remote	\$ 48	\$ 48	\$ -	0.0%
Ratcliffe Hicks Degree Process (One-time)	\$ 300	\$ 300	\$ -	0.0%
Reinstatement Fee				
Storrs - Graduate & MBA	\$ 65	\$ 65	\$ -	0.0%
Law	\$ 10	\$ 10	\$ -	0.0%
Senior Citizen Audit Fee - Credit Ext.	\$ 15	\$ 15	\$ -	0.0%
Social Work Enrollment Fee Step Program	\$ 20	\$ 20	\$ -	0.0%
Study Abroad - undergrad/one-time	\$ 475	\$ 475	\$ -	0.0%
Study Abroad - Law School/one-time	\$ 475	\$ 475	\$ -	0.0%
Summer Enrollment Fee				
Degree	\$ 45	\$ 45	\$ -	0.0%
Non-Degree	\$ 65	\$ 65	\$ -	0.0%
UconnPIRG (optional)				
Storrs	\$ 5	\$ 5	\$ -	0.0%
VISA Compliance Fee	\$ 700	\$ 700	\$ -	0.0%

J-1 and F-1 Visa Holders. Waived for Graduate Assistants

University of Connecticut
Summary of Recommended adjustments to Housing and Dining Rates

Storrs Campus Rates				
Rate	Room Type	FY21	FY22 Proposed	Dollar Increase
Rate 1	Regular Double	\$7,238	\$7,238	
Rate 1	Triple Traditional Residence Hall	\$7,238	\$7,238	\$0
Rate 1	Quad Four Person Room	\$7,238	\$7,238	
Rate 1	Northwood Apartments (Double in 2 Bedroom/3 Person)	\$7,238	\$7,238	
Rate 2	NextGen Hall Double (new)	\$7,422	\$7,422	\$0
Rate 3	Busby/Garrigus Suites Triples	\$7,956	\$7,956	\$0
Rate 3	Nathan Hale Inn Triple	\$7,956	\$7,956	
Rate 4	Busby/Garrigus/South Suites Double	\$8,868	\$8,868	
Rate 4	Husky Village	\$8,868	\$8,868	
Rate 4	Mansfield Apartments	\$8,868	\$8,868	\$0
Rate 4	Northwood Apartments (Single in 2 Bed/2 Person)	\$8,868	\$8,868	
Rate 4	Regular Single	\$8,868	\$8,868	
Rate 4	Shippee C Section	\$8,868	\$8,868	
Rate 5	NextGen Hall Single (new)	\$9,006	\$9,006	\$0
Rate 6	Busby/Garrigus/South Suites Single	\$9,452	\$9,452	
Rate 6	Charter Oak/Hilltop Apartments 2 Bedroom/4 Person	\$9,452	\$9,452	\$0
Rate 6	Hilltop Apartments Double Efficiency	\$9,452	\$9,452	
Rate 7	Charter Oak/Hilltop Apartments 4 Bedroom/4 Person	\$12,194	\$12,194	\$0
Rate 8	Charter Oak/Hilltop Apartments – 2 Bedroom/2 Person (new)	\$14,130	\$14,130	\$0

Stamford Campus Rates - Board not required				
Rate	Room Type	FY21	FY22 Proposed	Dollar Increase
Stamford Rate 1	Standard Shared Bedroom	\$10,554	\$10,554	\$0
Stamford Rate 2	Premium Shared Bedroom	\$12,800	\$12,800	\$0
Stamford Rate 3	Penthouse Shared Bedroom	\$13,368	\$13,368	\$0

Storrs Campus Dining Rates				
Rate	Room Type	FY21	FY22 Proposed	Dollar Increase
Rate 1	Ultimate	\$6,308	\$6,308	\$0
Rate 2	Value	\$6,020	\$6,020	\$0
Rate 3	Custom	\$5,710	\$5,710	\$0



FY22 Tuition, Fee and Financial Aid Proposal

Board of Trustees
2/24/21

FY22 Tuition, Fee and Financial Aid Proposal

FY22 Tuition Plan Adjustment

- Tuition rate increases follow a formula approved by the Board of Trustees, factoring inflation, changes in fringe benefit costs and State support, and a flat \$100 increase to sustain excellence.
- The Academic Year 2021-22 tuition increase (approved in 2019) was \$625, or 4.3%.
- The Administration is proposing to reduce this increase by \$313, or 50% of the original approved increase.
- The resulting tuition increase is **\$312, or 2.2% over the current academic year.**

FY22 Tuition, Fee and Financial Aid Proposal

Mandatory Fee Adjustments

Transit Fee

- Increase of \$8 annually
- Reflects increased cost of operating U-Pass Program, which is administered by State DOT
- All students are eligible for free ridership on rails and buses throughout the state
- Proven successful and ridership has exceeded expectations

Student Health and Wellness Fee

- Increase of \$56 annually for Storrs-based students
- Creation of a Mental Health and Wellness taskforce to review current efforts and practices
- Taskforce recommends strengthening SHaW's mental health practice, improved access to care, and the development of expertise in diversity and inclusion best practices
- Addition of 4 Mental Health Clinicians and 3 Health Educators focusing on mental health

Campus Student Activity Fee

- Increase of \$2 annually for Storrs-based undergraduate students
- Reflects increasing Nutmeg Yearbook costs
- Approved by the Student Activity and Service Fee Advisory Committee
- Passed referendum by majority vote

FY22 Tuition, Fee and Financial Aid Proposal

Academic Fee Based Programs Adjustments

Academic Program Fees

- Include specific fee based programs or course fees
- Only applies to students within a specific program
- Primarily self-supporting graduate programs

Academic Program Fees FY22				
	FY21 Rate	FY22 Proposed	Dollar Increase	Percent Increase
<u>College of Liberal Arts and Sciences</u>				
Leadership and Public Management Certificate	\$ 825	\$ 900	\$ 75	9.1%
Online Graduate Certificate in Nonprofit Management	\$ 825	\$ 900	\$ 75	9.1%
Master of Public Administration Fellows Program	\$ 825	\$ 900	\$ 75	9.1%
Survey Research – MA and Graduate Certificate	\$ 825	\$ 900	\$ 75	9.1%
<u>School of Business</u>				
PTMBA	\$ 975	\$ 1,050	\$ 75	7.7%
MSBAPM	\$ 975	\$ 1,050	\$ 75	7.7%
MSHRM	\$ 975	\$ 1,050	\$ 75	7.7%
MSFRM	\$ 1,425	\$ 1,500	\$ 75	5.3%
MSA, AFC, ABC in Accounting Analytics	\$ 875	\$ 925	\$ 50	5.7%
Other Certificates	\$ 975	\$ 1,050	\$ 75	7.7%
<u>School of Nursing</u>				
Certificate Entry in Nursing BS	\$ 810	\$ 867	\$ 57	7.0%
<u>School of Law</u>				
LL.M.	\$ 1,215	\$ 1,276	\$ 61	5.0%

FY22 Tuition, Fee and Financial Aid Proposal

Proposed Cost of Attendance

Summary

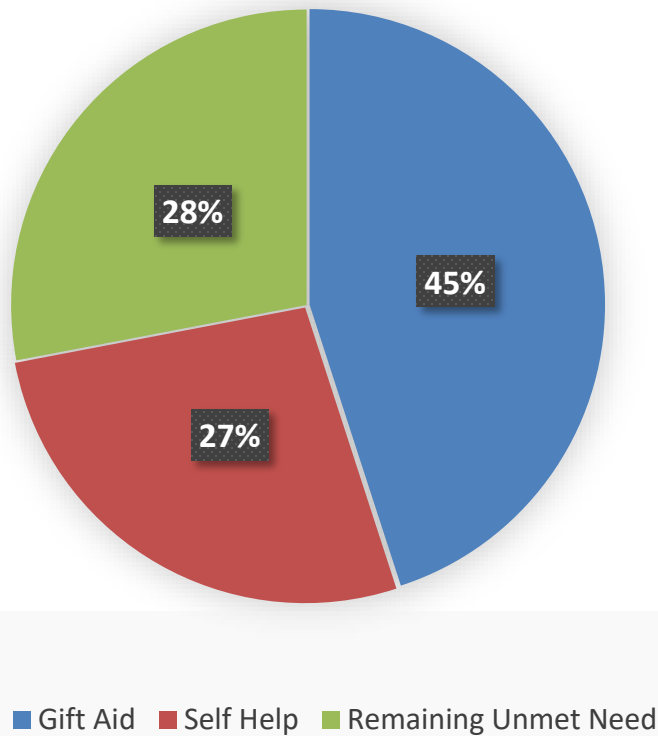
- Board of Trustees plan called for a \$625 increase in tuition, or a 4.3% increase
- The Administration is proposing a reduction of 50% to the approved plan, resulting in a \$312 increase
- Under the Administration's plan, cost of attendance would decrease \$247 for Undergraduates and \$249 for Graduates when compared to the Board approved plan
- Total cost of attendance will increase \$378 over the current academic year for Undergraduates and a \$376 for Graduates
- This results in a ~1.2% increase for both Undergraduate and Graduate students from the current academic year

FY22 Tuition and Fees - Storrs Campus								
	Undergraduate			Graduate				
	BOT-approved schedule	Administration Proposal	Difference	BOT-approved schedule	Administration Proposal	Difference		
Tuition	\$ 15,031	\$ 14,718	\$ (313)	\$ 17,533	\$ 17,220	\$ (313)		
General University Fee	1,380	1,380	-	882	882	-		
Student Health Services	580	\$ 636	56	580	\$ 636	56		
Student Recreation Center Fee	500	500	-	400	400	-		
Infrastructure Maintenance Fee	468	468	-	468	468	-		
Student Activity Fees	190	\$ 192	2	32	\$ 32	-		
Graduate Matriculation Fee	-	\$ -	-	84	\$ 84	-		
Technology Fee	150	150	-	150	150	-		
Transit Fee	160	168	8	160	168	8		
Total, Commuting Student	\$ 18,459	\$ 18,212	\$ (247)	\$ 20,289	\$ 20,040	\$ (249)		
Room Fee (Double)	7,238	7,238	-	8,868	8,868	-		
Board Fee	6,020	6,020	-	6,020	6,020	-		
Total, Dormitory Student	\$ 31,717	\$ 31,470	\$ (247)	\$ 35,177	\$ 34,928	\$ (249)		

FY22 Tuition, Fee and Financial Aid Proposal

Covering Financial Need

All Undergraduates



- Undergraduate students present gross financial need of \$341M
- **45%** of gross financial need is met with **gift aid**
- Students cover an additional **27%** with self help, including **loans** and a small amount of **work study**
- **Remaining unmet need** is 28%
Students make up through a variety of means:
 - College Savings Plans
 - Personal payments
 - Other outside assistance

FY22 Tuition, Fee and Financial Aid Proposal

UConn is committed to growing financial aid for student affordability.

Undergraduate & Graduate Aid (\$M)	FY17	FY18	FY19	FY20	FY21 Projection
University Supported (Tuition)	\$97.4	\$104.0	\$115.0	\$126.1	\$133.1
State (Roberta Willis Scholarship)	9.0	8.9	9.0	9.7	10.9
Federal (Pell/SEOG/HEERF)	28.2	31.2	35.3	46.2	45.9
Other*	26.2	26.2	29.1	29.6	28.4
Total Aid in Budget	\$160.8	\$170.3	\$188.4	\$211.6	\$218.3

FY22 Tuition, Fee and Financial Aid Proposal

Gift Aid: All Undergraduates

	Count	Gross Need*	Avg Need*
All Undergraduates	23,900	\$341M	\$25,676

*Among Aid Filers Only

GIFT AID PROGRAM	Student Count	Amount (\$M) Covering Need	Gross Amt of Awards (\$M)	Average Award	% of Students Receiving
Federal Pell	6,548	\$31.6	\$31.6	\$4,832	27%
Federal SEOG	409	\$1.6	\$1.6	\$3,818	2%
State (RBW-both)	2,109	\$9.6	\$9.6	\$4,553	9%
UConn Need Awards	7,729	\$57.4	\$57.4	\$7,429	32%
UConn Merit Awards	5,472	\$25.2	\$51.8	\$9,464	23%
Foundation	224	\$0.7	\$0.9	\$4,134	1%
Departmental/Outside ⁺	6,100	\$26.0	\$45.7	\$7,498	26%
TOTAL GIFT AID	14,729**	\$152.1	\$198.6	\$13,488	62%

EPM
Controlled

FY22 Tuition, Fee and Financial Aid Proposal

Update on HEERF I Funds (CARES Act 2020)

Academic Career Level	Recipient Count	Average Award	Grant Award Ranges	Expenditures
Undergraduate	9,951	\$866	\$500-\$1,000	\$8.6M
Graduate / Social Work	1,560	\$908	\$500-\$1,000	\$1.4M
Law	290	\$891	\$500-\$1,000	\$258K
Medical/Dental	512	\$952	\$500-\$1,000	\$487K
TOTAL	12,313	\$875	\$500-\$1,000	\$10.8M

FY22 Tuition, Fee and Financial Aid Proposal

HEERF II Fund Distribution Plan

- UConn intends to distribute HEERF II Student Funds in several phases, such that university extends support to students with exceptional or modest financial need in addition to those with no financial need who are experiencing a pandemic related hardship.
 - Phase IV will be formulated in response to the evolving needs of our students after Phases I , II, III are complete.
- Use of existing Aid Applications* allows for identification of students with “financial need”.
- Use of a web-form application allows for the identification of students who are experiencing pandemic related hardships**, and otherwise have lower financial need, as determined by the aid application.
- As HEERF II limits student awards to eligible US Citizens or Permanent Residents, using institutional funds, UConn will mirror funding to eligible students who file the Undocumented Student Aid Application

* “Aid Applications” refers to the 2020/21 FAFSA or Undocumented Student Aid Application

** Pandemic Related Hardship is any pandemic related experience described via the web-form application

FY22 Tuition, Fee and Financial Aid Proposal

HEERF II Fund Distribution Plan

The below plan includes students across all degree seeking career levels

Phase	Amount/Count	Projected Cost	Process/Eligibility	Considerations
Phase I: Highest Need Students (e.g. Pell eligible EFC bands)	\$500/student 8,570 students	\$4.3M	Based on Existing Aid Applications	Gets assistance to most financially needy students quickly
Phase II: Modest Need Students	\$250/student 4,162 students	\$1.1M	Based on Existing Aid Applications	Gets assistance to eligible students quickly
Phase III: By Application Open to Phase I & II Recipients	\$250/student 4,000 students	\$1.0M	Requires Web-Form application via which student must describe pandemic related hardship(s)	Application review and award eligibility determinations may require 10-15 business days from application submission date
Phase IV: TBD				